

**ISTRUZIONI PER L'USO**  
**INSTRUCTIONS FOR USE**



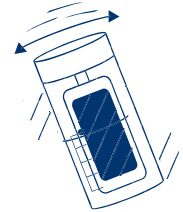
**1**  
SVITA IL TAPPO  
REMOVE CAP




**2**  
RIPONILO A TESTA IN SU  
(Senza toccare l'agar)  
PLACE HEAD UP  
(Do not touch the agar slide)




**3**  
VERSA IL VINO FINO AL PUNTO  
INDICATO (30 ml)  
POUR WINE TO THE LINE (30 ml)




**4**  
CHIUDI E AGITA  
LEGGERMENTE  
CLOSE AND SHAKE  
GENTLY



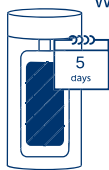
**5**  
ATTENDI 60 SECONDI  
WAIT 60 SECONDS



**6**  
SVUOTA IL FLACONE  
EMPTY THE CONTAINER



**7**  
LASCIA SGOCCIOLARE IL SEL-BRETT  
DRAIN SELF-BRETT



**8**  
CHIUDI, LASCIA A TEMPERATURA  
AMBIENTE E ATTENDI 5 GIORNI  
CLOSE, LEAVE AT ROOM  
TEMPERATURE AND WAIT 5 DAYS



**9**  
OSSERVA SE È CAMBIATO IL  
COLORE  
OBSERVE IF COLOR  
HAS CHANGED



**10**  
CONTROLLA SE C'È CATTIVO  
ODORE  
SMELL IF BRETT-ODORS  
DEVELOPED



**11**  
OSSERVA LE COLONIE  
SULL'AGAR  
OBSERVE IF YEAST COLONIES  
APPEARED IN THE AGAR

VALUTA LA CONTAMINAZIONE

**12**

EVALUATE CONTAMINATION

